

THE Excellence GROUP



GYM Website using html, css :

Codes :

html :

```
<!DOCTYPE html>
<html lang="en">

<head>
  <meta charset="UTF-8">
  <meta http-equiv="X-UA-Compatible" content="IE=edge">
```

```

<meta name="viewport" content="width=device-width, initial-scale=1.0">
<link rel="stylesheet" href="./css/style.css">
<link rel="preconnect" href="https://fonts.googleapis.com">
<link rel="preconnect" href="https://fonts.gstatic.com" crossorigin>
<link
href="https://fonts.googleapis.com/css2?family=Lobster+Two&display=swap"
rel="stylesheet">

<title>Excellence Gym Website</title>

</head>

<body>

<div class="container">
  <h2>Welcome to Excellence Gym Website</h2>
  <p>Lorem ipsum dolor sit amet.</p>

  <a href="https://the-excellence-group.netlify.app/"
target="_blank">
    <button>contact on +12458952</button>
  </a>
</div>

</body>

</html>

```

CSS :

```

*{
  padding: 0;
  margin: 0;
  box-sizing: border-box;
}

```

```
body{
  background-image: url("../img/gym.jpg");
  background-position: center;
  background-repeat: no-repeat;
  background-size: cover;
  background-attachment: fixed;
}

.container{

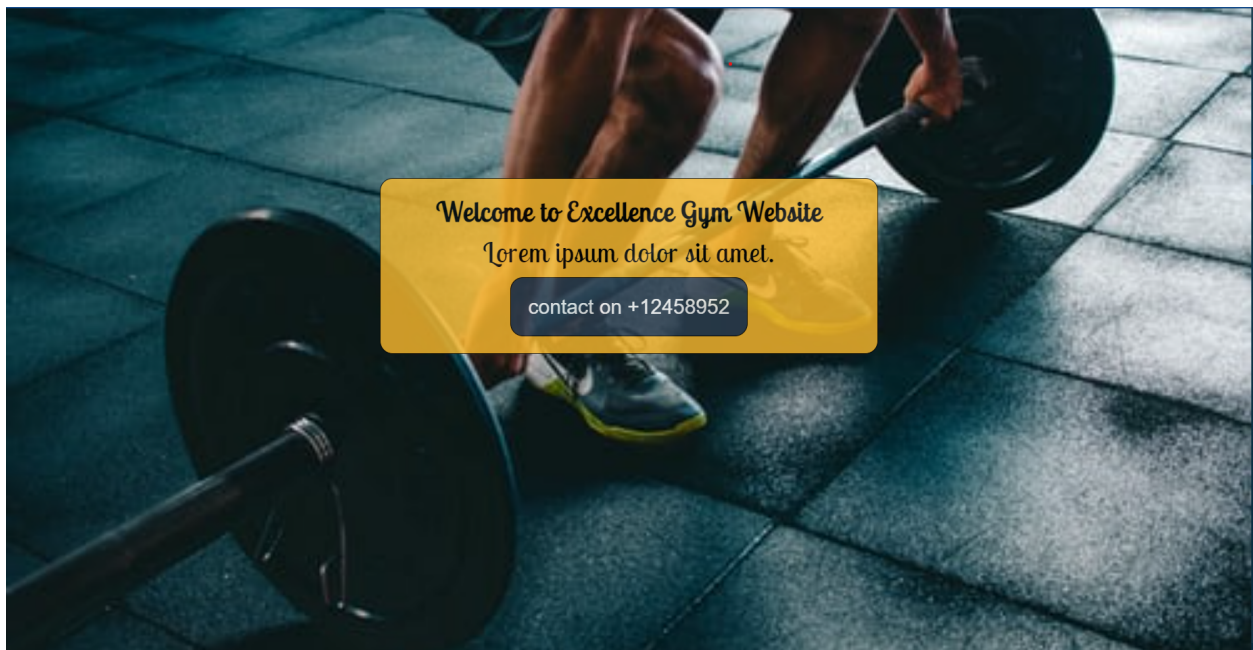
  background-color: #fdbb2d;
  width: 40%;
  margin: 200px auto;
  text-align: center;
  padding: 10px;
  font-family: 'Lobster Two', cursive;
  border: 1px solid black;
  border-radius: 15px;
  opacity: 0.8;
  color: black;
}

.container:hover{
  box-shadow: 0px 0px 20px rgb(177, 92, 92);
}

button{
background-color: #2c3e50;
padding: 20px;
margin: 10px;
border: 1px solid black;
border-radius: 15px;
color: #fff;
font-size: 1.5em;
cursor: pointer;
}

button:hover{
  background-color: rgb(199, 97, 97);
}
```

```
}  
  
p{  
  font-size: 2em;  
  letter-spacing: 1px;  
}  
  
h2{  
  letter-spacing: 1px;  
  font-size: 2em;  
  padding: 8px;  
}
```



❖ Click here to download all the assets with source codes
(.zip file)

Links of websites :

pictures :

<https://unsplash.com>

<https://pixabay.com>

icons :

<https://fontawesome.bootstrapcheatsheets.com/>

w3schools link for icon :

https://www.w3schools.com/bootstrap4/bootstrap_icons.asp

Make your website responsive :

Codes :

html :

```
<!DOCTYPE html>
<html lang="en">

<head>
  <meta charset="UTF-8">
  <meta http-equiv="X-UA-Compatible" content="IE=edge">
  <meta name="viewport" content="width=device-width, initial-scale=1.0">
  <link rel="stylesheet" href="./css/responsive.css">
  <title>Responsive Website</title>
</head>

<body>

  <h1>Hey This is our Website</h1>

</body>

</html>
```

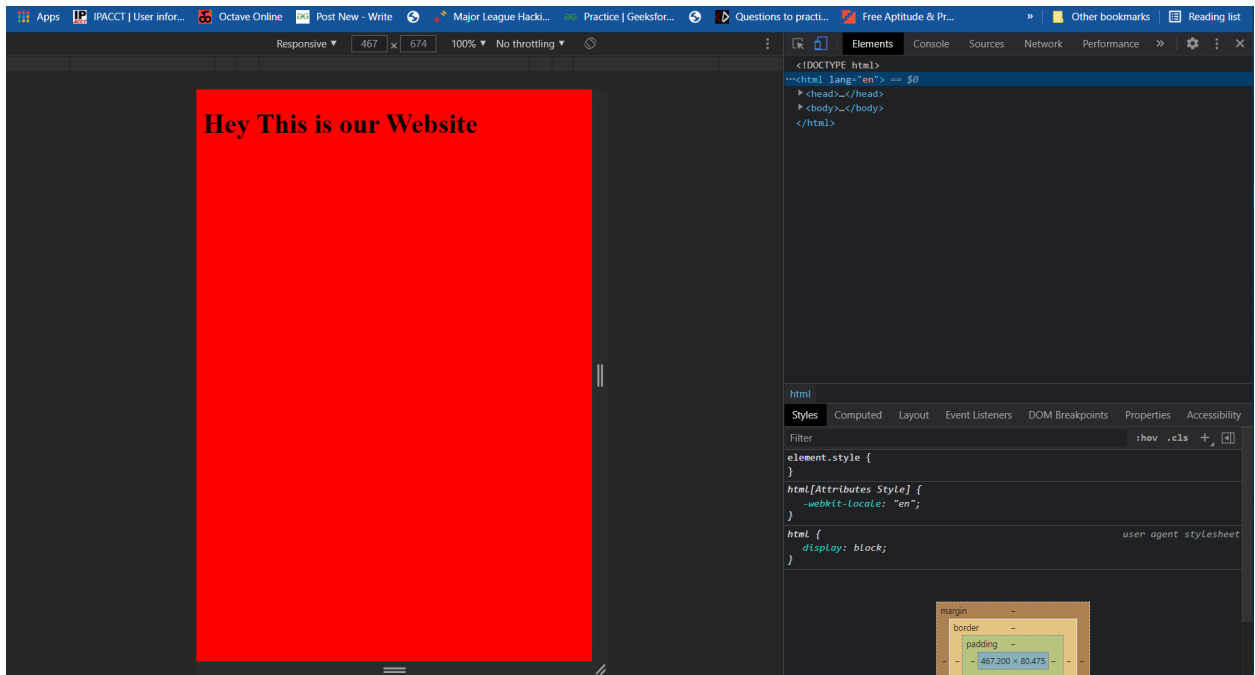
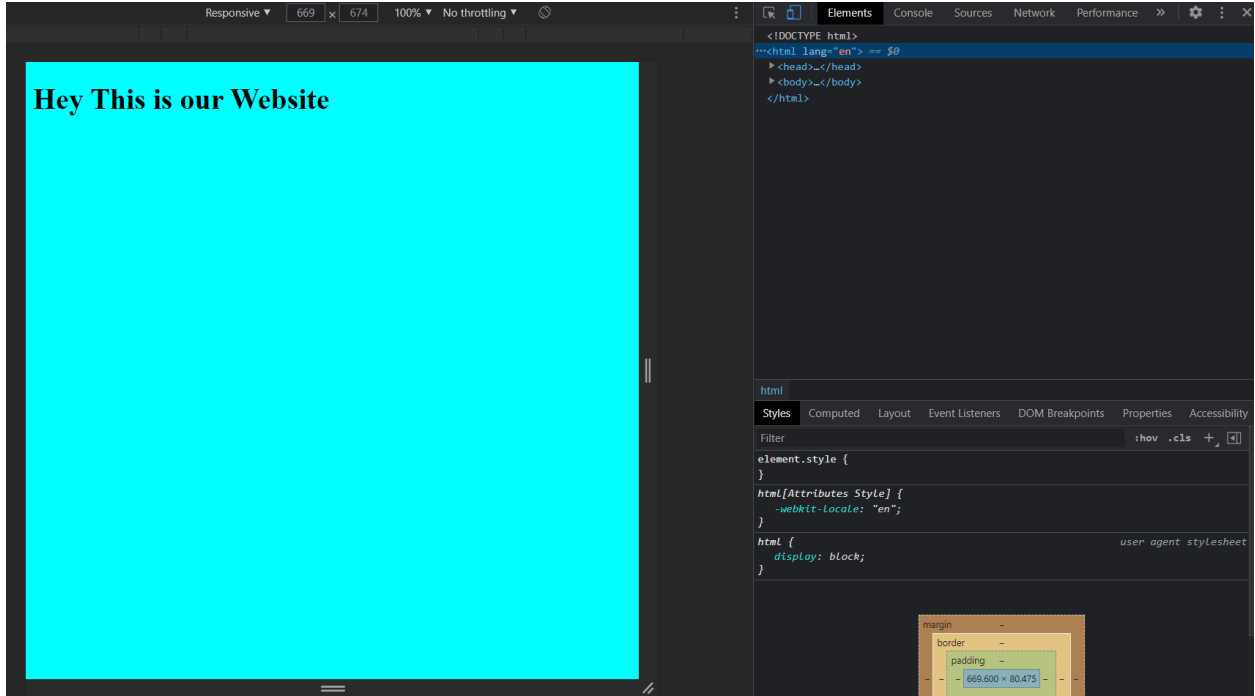
CSS :

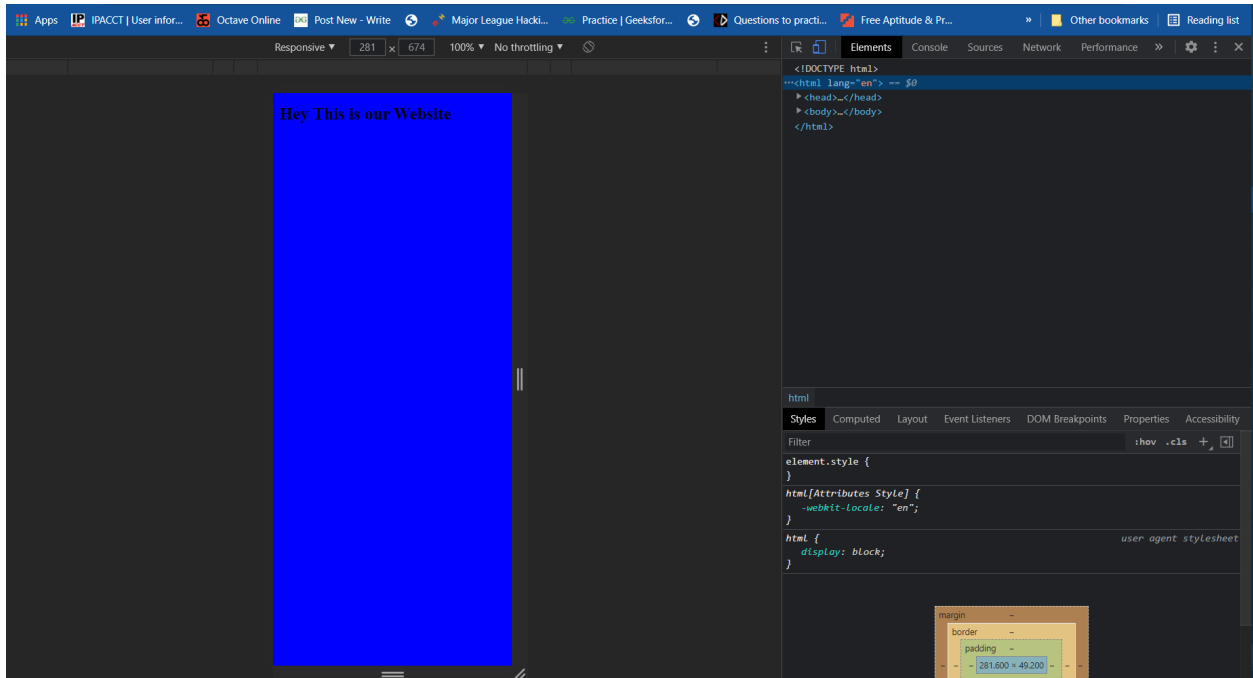
```
body{
  background-color: yellow;
}

@media (max-width:700px){
  body{
    background-color: aqua;
  }
}
```

```
}  
  
@media (max-width:500px){  
  body{  
    background-color: red;  
  }  
}  
  
@media (max-width:300px){  
  body{  
    background-color: blue;  
  }  
  h1{  
    font-size: 20px;  
  }  
}
```

Output :





Css flexbox :

Codes :

html :

```
<!DOCTYPE html>
<html lang="en">

<head>
  <meta charset="UTF-8">
  <meta http-equiv="X-UA-Compatible" content="IE=edge">
  <meta name="viewport" content="width=device-width, initial-scale=1.0">
  <link rel="stylesheet" href="./css/flexbox.css">
  <title>FlexBox</title>
```

```
</head>

<body>

  <div class="container">
    <div class="item-1">
      <h3>Web Developer</h3>
      <p>Lorem ipsum, dolor sit amet consectetur adipisicing elit.
Similique nam cumque quod laudantium alias
      distinctio eos. Aperiam eligendi maiores deserunt.</p>
    </div>
    <div class="item-2">
      <h3>Android Developer</h3>
      <p>Lorem ipsum, dolor sit amet consectetur adipisicing elit.
Similique nam cumque quod laudantium alias
      distinctio eos. Aperiam eligendi maiores deserunt.</p>
    </div>

    <div class="item-3">
      <h3>Graphic Designer</h3>
      <p>Lorem ipsum, dolor sit amet consectetur adipisicing elit.
Similique nam cumque quod laudantium alias
      distinctio eos. Aperiam eligendi maiores deserunt.</p>
    </div>
  </div>

</body>

</html>
```

CSS :

```
*{
  margin: 0;
  padding: 0;
```

```
    box-sizing: border-box;
}

.container{
    display: flex;
}

.container div{

    padding: 1.6rem;
    background: #718096;
    border: 1px solid silver;
}

h3{
    font-weight: 400;
    margin-top: 0;
}

p{
    font-weight: 200;
    line-height: 1.5;
}

.item-1{
    flex: 1;
    order: 2;
}

.item-2{
    flex: 3;
order: 3;
}

.item-3{
    flex: 1;
    order: 1;
}
```

Graphic Designer

Lorem ipsum, dolor sit amet consectetur adipisicing elit. Similique nam cumque quod laudantium alias distinctio eos. Aperiam eligendi maiores deserunt.

Web Developer

Lorem ipsum, dolor sit amet consectetur adipisicing elit. Similique nam cumque quod laudantium alias distinctio eos. Aperiam eligendi maiores deserunt.

Android Developer

Lorem ipsum, dolor sit amet consectetur adipisicing elit. Similique nam cumque quod laudantium alias distinctio eos. Aperiam eligendi maiores deserunt.